

# MINOLTA SR-T 101b



An extraordinarily  
responsive SLR system camera  
with through-the-lens,  
full-aperture measuring



# The SR-T101b: We've Built-in the Precision and the Pleasure.

When you own a Minolta camera, you take for granted that the craftsmanship used in its manufacture and the precision optics are Minolta's hallmark. But you'll still be surprised by the sheer pleasure you get from handling the SR-T101b.

No other 35mm SLR will give so much satisfaction as your SR-T101b. Its balance, functional design, and ease of handling all make it a joy to use.

Everything about the SR-T101b is designed to make your photography trouble-free. You can concentrate more on the composition and less on the camera itself. The information you need—shutter speed index, and exposure indicator needles—are visible right there in the viewfinder as you're preparing your shot, while the focusing screen maintains maximum brightness.

No matter what lens you're using, what you see in the viewfinder is what you'll see in your finished prints or slides with the single lens reflex viewing. Consistently accurate exposure, even in conditions of uneven or contrast lighting, is guaranteed with Minolta's own through-the-lens CLC (Contrast Light Compensator) metering system.

Once you've tried photography with the SR-T101b, you'll want to broaden your repertoire, and you'll have ample room for expansion with the Minolta system of over 150 accessories and interchangeable Rokkor lenses. Close-up, wide-angle, standard, zoom, or tele—a range that will give full scope to your photographic ambitions—via the SR-T101b.





## Control-Center Viewfinder: Information at Eye-Level

Minolta's SR-T101b viewfinder puts you just where you should be in the picture—in control. No more adjustment distractions while you're trying to compose and focus your shot. All the information you need for accurate focus and perfect exposure is right there in the viewfinder every time.

For fast focusing, the viewfinder screen maintains constant brightness from corner to corner because the lens always remains at maximum aperture. This is made possible by the automatic diaphragm operation on the MD or MC Rokkor lenses. The lens "stops down" to shooting aperture only when the shutter is released.

Another invaluable feature in correct focusing are the microprisms in the center circle, which snap into sharp clarity at the point of exact focus.

You can see at a glance the shutter speed selected on the shutter speed index at the bottom of the finder screen. The exposure indicator needle is clearly visible at the right, as is the follower needle which is linked to the aperture ring and shutter speed dial. This follower needle alignment gives an ease of operation which reminds you that you are firmly in control of your shot.



- 1: Meter-Range Indicator
- 2: Indicator Needle
- 3: Follower Needle
- 4: Battery Check Mark
- 5: Meter-Range Indicator
- 6: Microprisms
- 7: Shutter Speed Scale

B 1 2 4 8 15 30 60 125 250 500 1000



# Special SR-T 101b Features

## Rapid Change Lens Mount

All Rokkor lenses are bayonet mounted. This is a fast, foolproof way to change lenses and at the same time, this action automatically couples MC Rokkor lenses to the SR-T101b exposure meter. Just a 54° movement and the lens is quickly fitted to the camera. At all times, the mount is rigid and smooth, without the slightest trace of looseness or slack—an important consideration since rigidity is essential to holding good picture definition.

## Wide Film Speed Range

The Minolta SR-T 101b accepts every type of 35mm film that is now commercially available. The speed range selection extends from ASA 6 to 6400, a choice flexible enough for every sort of photography imaginable.



## Oversize Quick Return Mirror

The largest mirror found in any SLR camera is found in the SR-T 101b. This means you always have full view of your subject, regardless of lens used, including long distance telephoto and high-ratio close-up.

## Memo Holder

Slipping the end of your film pack, or any other pertinent information, into the Memo Holder enables you to refresh your memory at a glance. Especially useful when changing lenses or bodies.





### Hot Shoe

For flash pictures the flash holder on the pentaprism is equipped with a hot shoe (X only). It permits direct contact with appropriate Electroflash (Strobe) units. Simply connect your unit to the camera by sliding it into the hot shoe. The flash synchronization socket has been built with an X terminal. Units with cords, may be connected via this X terminal. Flash possibilities are universal, bulb, Electroflash (strobe) via X hot shoe or cord.



### Depth-of-Field Preview Button

By pushing the handy preview button you can "stop-down" the lens to the selected aperture to actually "see" the shot you are about to take, as the lens will see it at exposure. This is an especially valuable feature for use with long telephoto lenses which have a narrow depth-of-field in sharp focus.



### Three Standard Rokkor Lenses Available

Minolta has three standard lenses to choose from, all of which are extremely fast. While the most demanding enthusiast will opt for the exceptional 58mm f/1.2, our most popular standard lens is the 50mm f/1.4. And the cost conscious buyer will probably choose the 50mm f/1.7. Regardless of the basic lens selected, all are made with the same fastidious devotion to craftsmanship and all feature Minolta's exclusive Achromatic Coating.



### Oversized Film Pressure Plate

Of critical importance, but often overlooked is the film pressure plate. In the SR-T 101b it is larger than what you would usually expect to find. This is to assure that the film remains flat and firmly in place during exposure no matter how fast or slow the shutter speed is set.

### Safeguards Against Stray Light

The SR-T 101b light shield plate, a Minolta exclusive, is located just behind the lens on the camera body. Harmful, extraneous light which could enter the lens and affect exposure correctness is blocked by the shield plate from ever reaching the film. Another important feature is the Pentaprism Shading Mask. Incident light is prevented from entering through the eyepiece by a reflection absorbing film and shading mask.





## The Rokkor Lens Collection – Flexibility, Reliability, Quality

Flexibility and quality are the keynotes of any lens range.

The Rokkor Lens Collection is outstanding in both respects. Whatever your requirement, more than 30 fine lenses in the Rokkor range will meet it, from the 7.5mm ultra-wideangle for image "fish-eye" view without vignetting—to the super telephoto 1600mm giant.

Minolta's stringent quality control standards at every stage of production, from raw materials to final details, ensure that each Rokkor lens is a worthy addition to the Minolta System. For Minolta is that rare exception in Japan, a camera maker which also manufactures the optical glass used in the lenses.

Rokkor lenses consequently demonstrate remarkably uniform performance throughout each lens' aperture range.

To guarantee true transmission of image tone and color, and suppression of light reflection, Minolta has developed Achromatic Coating, an exclusive lens coating. This coating makes possible faithful color rendition, minimum flare, and greater access of the color spectrum to the film.

For color or black and white, the Rokkor lens is the hallmark of quality.






## SR-T 101b: Your Passport to Creative Country

Your SR-T 101b is just the starting point for your journey into the exciting field of photography. You can travel along any photographic road with the aid of the Minolta System of Creative Photography. Minolta will supply the equipment. Your contribution is your creative ability.

Whatever project you undertake, Minolta has the system you need to bring it to successful fruition. Flash and close-up equipment, meters and filters, viewing and focusing aids. With your SR-T 101b, your ability to create the shot you want is unlimited.

So whether your photographic plans are directed to far-away places or your own fingerprint, the Minolta System has the equipment that will turn creativity into photographic reality.



## Specifications

**Standard Rokkor Lens:** 50mm f/1.4 (or 50mm f/1.7 or 58mm f/1.2).

**Shutter:** Focal-plane shutter with speeds from 1 to 1/1000 sec. plus B. Self-timer, 10 sec. maximum delay.

**Exposure Meter:** Through-the-lens full-aperture measuring system with CLC (Contrast Light Compensator), 2 CdS cells on the pentaprism. Working range: EV3 to EV17 with ASA 100 film and f/1.4 lens. **Battery:** 1.35v mercury battery (Eveready EPX-625, EPX-13 or equivalent).

**Viewfinder:** Bright, erect image through fixed eye-level pentaprism. Focusing screen with fresnel lens and central microprism spot. Exposure control needles and shutter speed indication, battery-check mark, exposure warning zones all visible in finder.

**Film Advance:** Lever type, quick-advance winding with shutter cocking and double-exposure prevention. Single- or multiple-stroke with 150° winding angle and 20° unengaged play. Automatic resetting frame counter. Rapid film rewind with crank.

**Flash Synchronization:** X (up to 1/60 sec.) contact. And with direct contact hot-shoe, for X only.

**Film Speed Range:** ASA 6 to 6400, DIN 9 to 39. Accepts standard 35mm film (20 or 36 exposures).

**Others:** Bayonet-type lens mount. Oversize quick-return mirror. Depth-of-field preview button (used as stop-down measuring button for other than Meter-Coupled lenses). Battery ON-OFF and Battery-Check switch. ASA-DIN conversion table. Memo holder. Hot shoe (X only).

**Size and Weight (Body only):** 145 x 47.5 x 95mm (5 $\frac{3}{4}$  x 1 $\frac{7}{8}$  x 3 $\frac{3}{4}$  in.), 700 g (24 $\frac{1}{8}$  oz.)



## CLC Ensures Perfect Exposures

Minolta developed the Contrast Light Compensator after extensive research as an integral part of the SR-T101b camera system. The CLC, in combination with the through-the-lens measuring system, precisely determines the perfect exposure even in high-contrast situations.

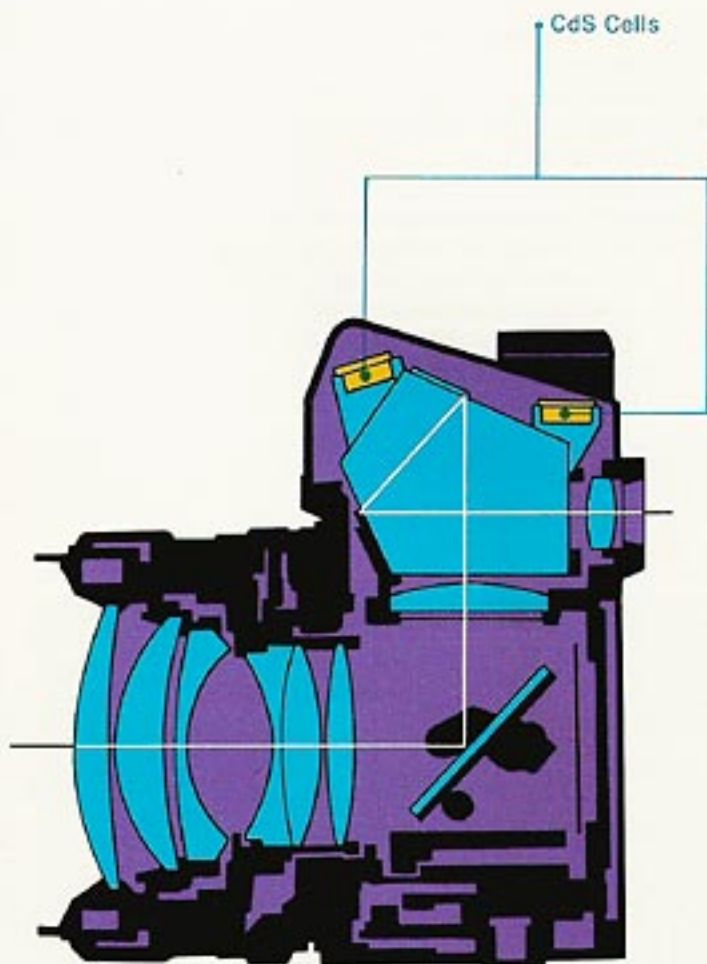
The CLC incorporates the best points of both the averaging and spot measuring systems while eliminating the disadvantages of each.

The field of view is split into two overlapping sections. Both sections are metered independently by two CdS cells over the pentaprism. The cells are linked in series and give a compensated reading. The compensation, in the case of high-contrast situations, is biased in favor of the darker sector of the area measured. The CLC avoids the disadvantages of the averaging system which is overly affected by the bright area of the scene.

Another advantage is that the CLC operates simply, eliminating the complexities of the spot measuring system which requires several readings within the subject area and then a mathematical computation to find an average reading.

The SR-T101b balances difficult light situations and allows you to concentrate on composing each shot without the worry of compensating for inaccurate meter readings.

The CLC, part of Minolta's fully integrated camera system, is designed to eliminate the complexities of metering, whatever lens is used, and to add to the enjoyment and creativity of photography.



CLC



Not CLC







MINOLTA MASTERS PHOTOGRAPHY

**Minolta**

MINOLTA CAMERA CO., LTD.